



Mississippi
Mills

Committee of the Whole

2023 Operating and Capital Budget

Roads and Public Works – Water and Wastewater

Cory Smith

January 10, 2023



Agenda

- Department Overview
- Recent Accomplishments/Investments
- Draft Budget Highlights
- Draft Budget Summary
- Draft Operating Budget
- Draft Capital Budget
- Staffing

“Water and Wastewater” Overview

- There are approximately 3,474 customers using the municipal water and wastewater systems. The treatment, storage, and distribution/collection of water and wastewater are the responsibility of the Public Works Department.
- 91% of the customers are residential (an increase of 83 customers per year is projected)
- Annual water demand per residential customer was approximately 31,321 gallons
- Treatment of the Water and Waste Water is managed through a contract with Ontario Clean Water Agency and the Distribution of the Watermains and Wastewater collection system is managed and operated internally by Public Works Staff

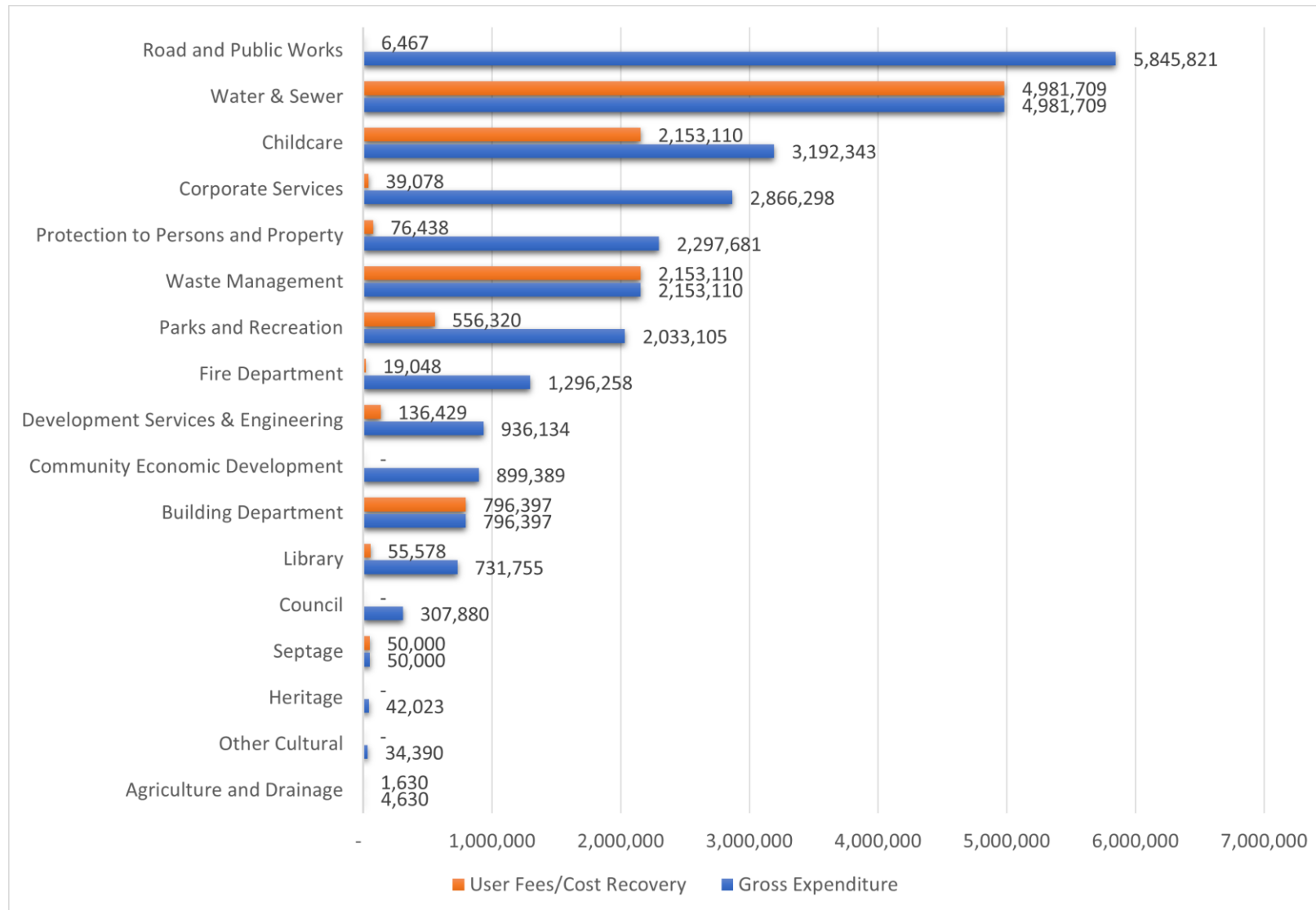
Recent Accomplishments

- Water and Waste Water Rate Study Recently Completed
- Renewal of the Municipal Drinking Water Licence and Permit Completed
- Staff obtained 100% compliance with Ministry Inspections completed by Ministry of Environment Climate and Parks Officer.
- No Non-Conformances were identified by External Audit on the Drinking Water Quality Management System.

2023 Draft Budget Highlights

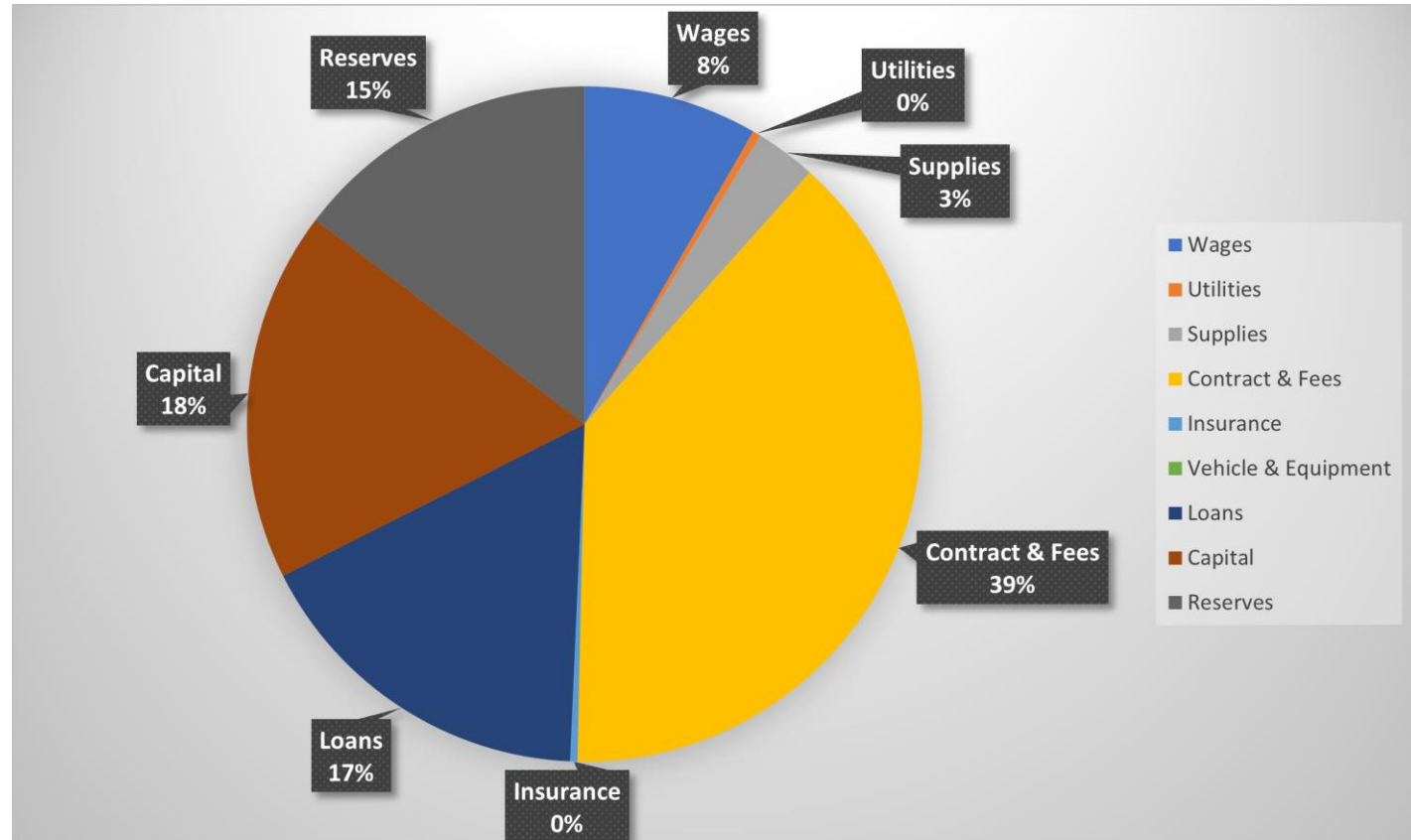
- Renewal of Water and Sanitary Infrastructure on Princess Street \$821,000.00
 - Required as part of the Water and Wastewater Master Plan to support infrastructure for future developments
- Additional funds to support digital management of our drinking water system such as Digital Log Book \$10,000.00
- Design of Infrastructure upgrades and improvements to support growth and development
 - Includes Design of Pressure Zone 2, Looping on County Road 29 and Design of Union St.
- Infiltration prevention/Sewer Lining \$245,000

Draft Budget Summary



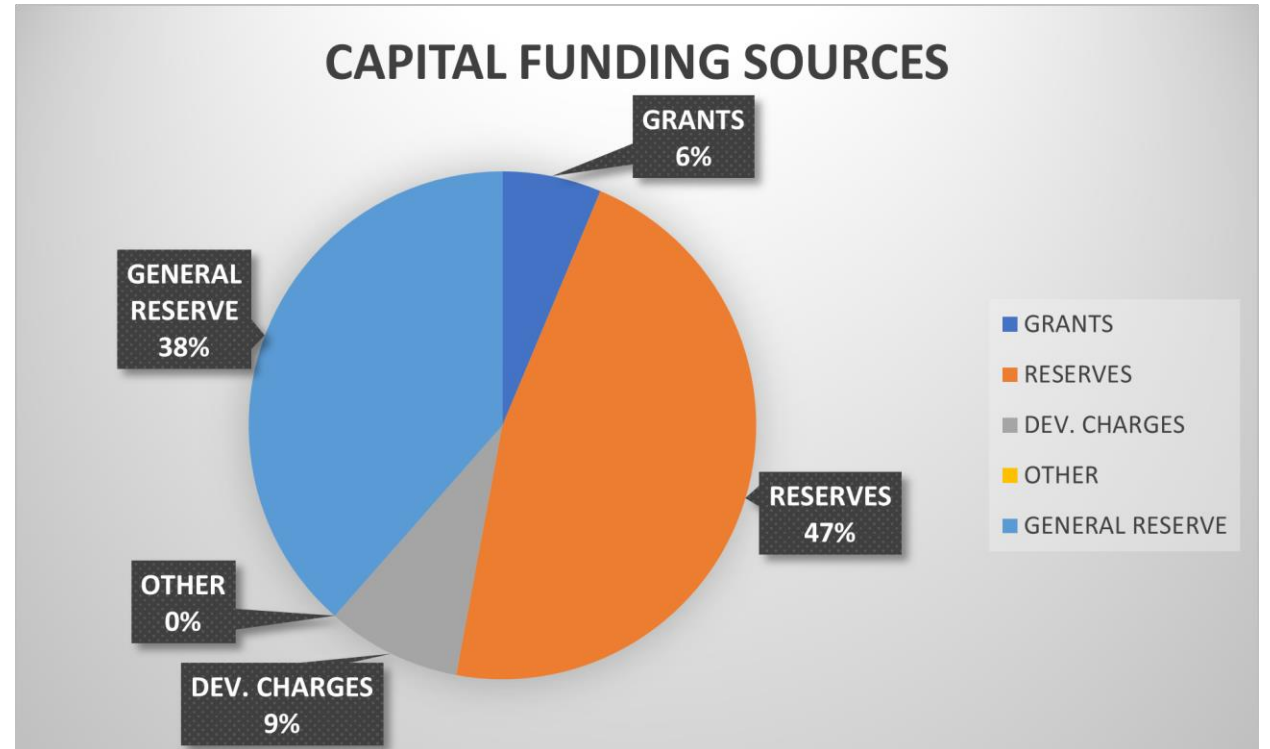
Draft Operating Budget – Water and Sewer

Wages	414,717
Utilities	19,216
Supplies	145,223
Contract & Fees	1,928,609
Insurance	17,304
Vehicle & Equipment	
Loans	841,302
Capital	884,760
Reserves	730,578
Subtotal	\$ 4,981,709



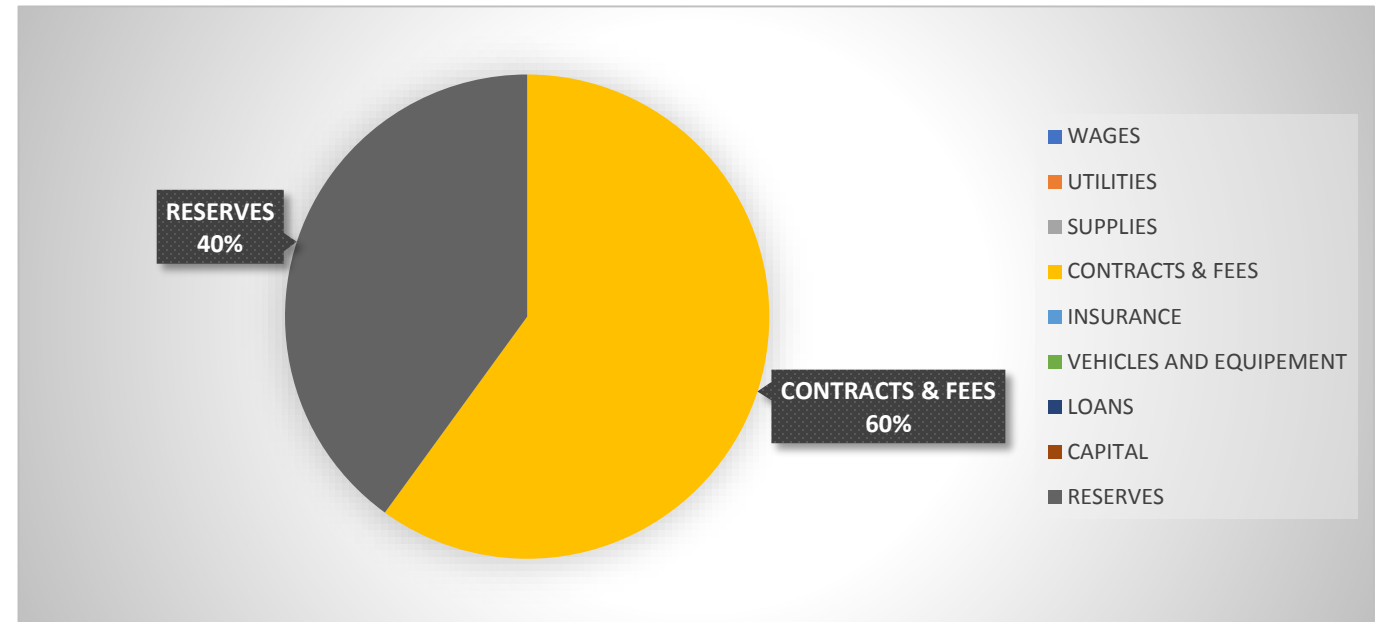
Draft Capital Budget – Water and Sewer

CAPITAL BUDGET ITEM	TOTAL COST
WATER AND SEWER	
RADIO FREQUENCY METER CONVERSION PER LTFP	42,120
UPDATE WATER & WASTEWATERMASTER PLAN	163,500
OCWA-WATER TREATMENT CAPITAL PER LTFP	140,000
OCWA-SANITARY PUMP STATION CAPITAL PER LTFP	67,500
SAMPLE MONITORING WELLS UPSTREAM OF WELL 5 (REGULATORY)	17,000
ANNUAL CLEANING AND CCTV PROGRAM-INFILTRATION PER LTFP	48,000
DESIGN PRESSURE ZONE 2, CARSS (UNION TO MITCHESON), MAUDE TO MARTIN	150,000
OCWA-WASTEWATER TREATMENT PLANT CAPITAL PER LTFP	180,000
LOOP STORAGE, 29 AND WELL 6	65,000
WWTP - TURBO BLOWERS IN 2026	100,000
UNION ST UPGRADES ENGINEERING & DETAILED DESIGN	198,000
INFILTRATION /SEWER LINING	245,000
SANITARY SEWER REPAIRS (BEHIND BMO)	50,000
SEWER & WATER RENEWAL - PRINCESS ST	821,850
ELECTRONIC LOG BOOK	10,000
TOTAL WATER & SEWER	\$ 2,297,970

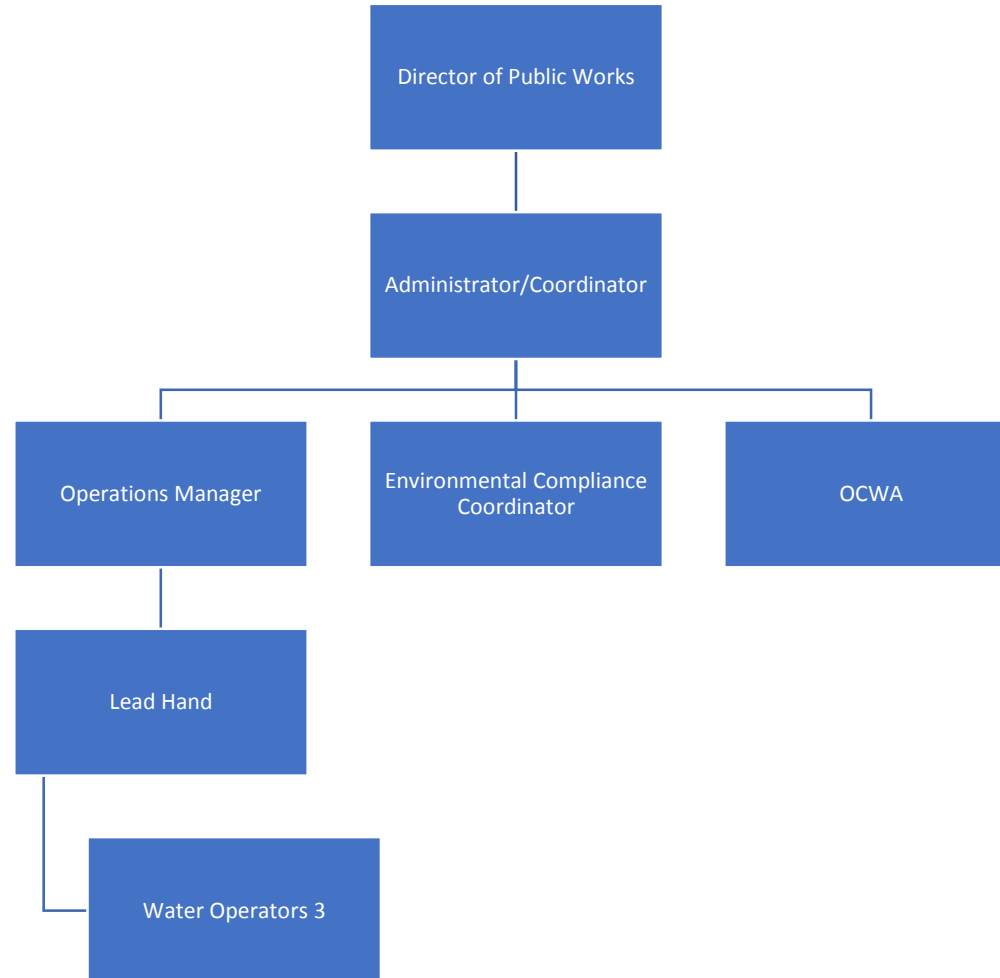


Draft Operating Budget – Septage

WAGES	
UTILITIES	
SUPPLIES	
CONTRACTS & FEES	30,000
INSURANCE	
VEHICLES AND EQUIPEMENT	
LOANS	
CAPITAL	
RESERVES	20,000
SUBTOTAL	\$ 50,000



Organization Chart / Staffing





Mississippi
Mills