




# 2023 Draft Budget

Mississippi Mills Council

February 7, 2022

# Developing the Budget



## **\*\*Fall 2022 Direction:**

- 3% to the operating budget for inflation (actual closer to 10%)
- 4.5% to the capital budget to implement the 10-year Capital Plan
- 1.5% increase to both to provide for assessment growth

**BASE pressure on levy ~4.7%**

# Navigating the Budget



## Totals

Operating (Expenditures and Revenues)  
Capital (Expenditures and Revenues)  
Municipal levies (by municipality)\*\*



## Corporate Services

Administration, Communications  
Information Technology  
Vehicles and Equipment



## Technical Studies and Watershed Planning

*Supports mix of program and services*



## Plan Review and Regulations

*Mandatory under CA Act; and per MOUs w municipalities\*\**



## Watershed Management

Flood Forecasting & Warning  
O&M Flood Control Structures (FCS)  
Preventative Maintenance FCS



## Conservation Services

Stewardship & Education Services  
Property Management  
Visitor Services



## Capital

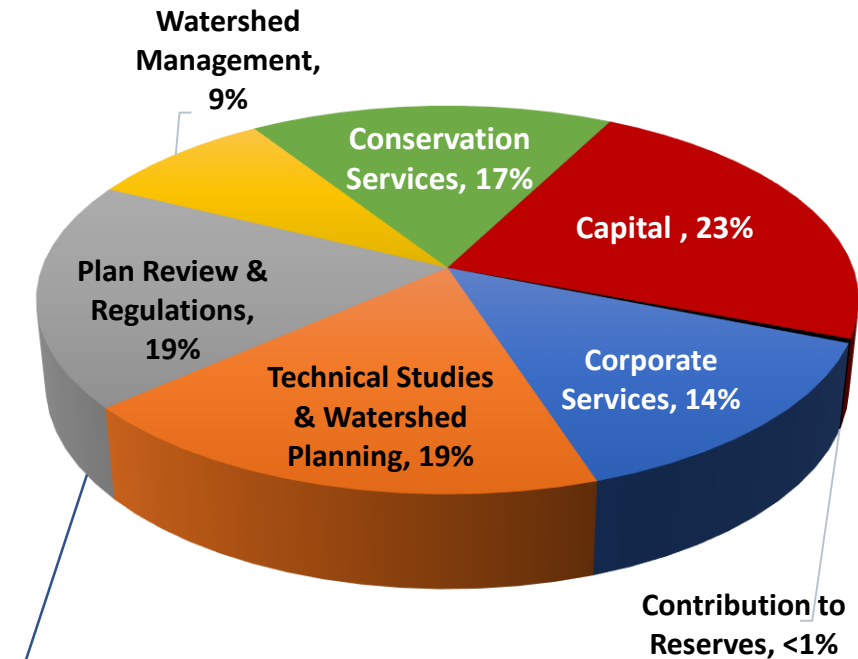
Water & Erosion Control Infrastructure (WECI) \*\*  
Debt Repayment  
Other Capital



## Reserves

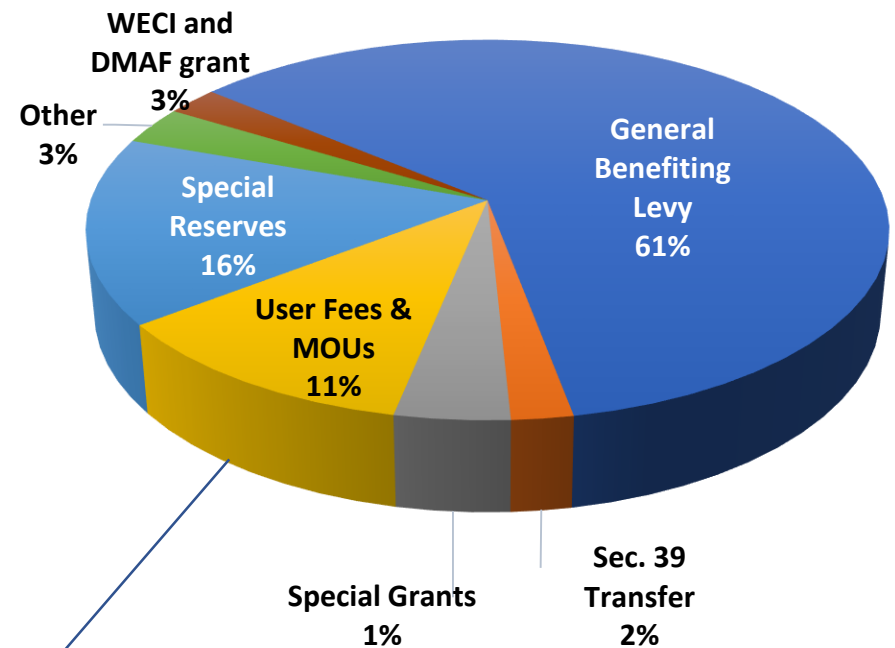
# 2023 Expenditures and Revenues

## Expenditures



Assumes reduction of 0.5 FTE due to regulatory change

## Revenues



Assumes reduction in fees due to regulatory change

# TOTAL BUDGET

	<b>2022</b>	<b>2023</b>
<b>Operating</b>	\$4,571,874	\$4,562,158
<b>Capital</b>	\$827,142	\$1,381,167
<b>Contribution to Reserves</b>	\$196,719	\$20,161
<b>Total</b>	<b>\$5,595,735</b>	<b>\$5,963,486</b>

OPERATING going down due to program changes  
CAPITAL going up due to 2023 capital program  
TOTAL budget increase = 6.6%

# Municipal Levies

	<b>2022</b>	<b>2023</b>
<b>General/Operating Levy</b>	\$2,777,096	\$2,999,647
<b>Capital Levy</b>	\$598,706	\$634,628
<b>Total</b>	<b>\$3,375,802</b>	<b>\$3,634,276</b>
<i>Difference</i>		<i>\$258,474</i>
<b>Special Levy **</b>	\$63,870	\$71,500

\*\* City's Baseline water quality monitoring program

- Includes phase-in of costs for new hires in 2020-2021.
- Municipal levies equal approx. 69% of annual revenue.
- 90% of municipal levy paid by the City of Ottawa.

# Mississippi Mills

## **2023 Municipal Levy**

- Apportionment increased from 2.7152 to 2.735%
- Operating \$82,045
- Capital \$17,358

## **Programs & Services (local highlights)**

- O&M of 11 upstream water control structures
- Monitoring of 28 surface water quality/health sites in MM
- O&M of >30 water level and/or flow stations including 2 in Mississippi Mills
- Online access and notification system regarding water levels
- O&M of Mill of Kintail property and museum
  - Museum roof replacement (estm. \$40-60k)
- Stewardship support for lake and community associations
  - Delivery of ALUS program