



Mississippi Mills 2025 Capital and Operating Budget

Public Works
Cory Smith

October 22, 2024



Agenda

Binder 2

Department Overview

Recent Accomplishments and Investments

Draft Budget Summary

Draft Budget Highlights

Draft Capital Budget

Draft Operating Budget

Staffing

Other Notes and Considerations

Binder 1



Public Works Overview

Maintains 704 Lane km of Roads under Municipal Ownership

Manages Drinking water and Wastewater System

Responsible for Waste Management Programs including Curbside Waste, 2 Depots, Household Hazardous Waste Depot (CP Partnership), and Leaf and Yardwaste

Beautification Programs, including Flower Baskets, Gardens, Christmas Decorations



Public Works Recent Accomplishments & Investments

Completion of Princess St. Renewal (Part of Water and Wastewater master Plan)

Reconstruction of Union Street (WWWMP) and Mercer Marshall (Condition Issues and Drainage Improvements)

Improvements in Data Collection with technology upgrades

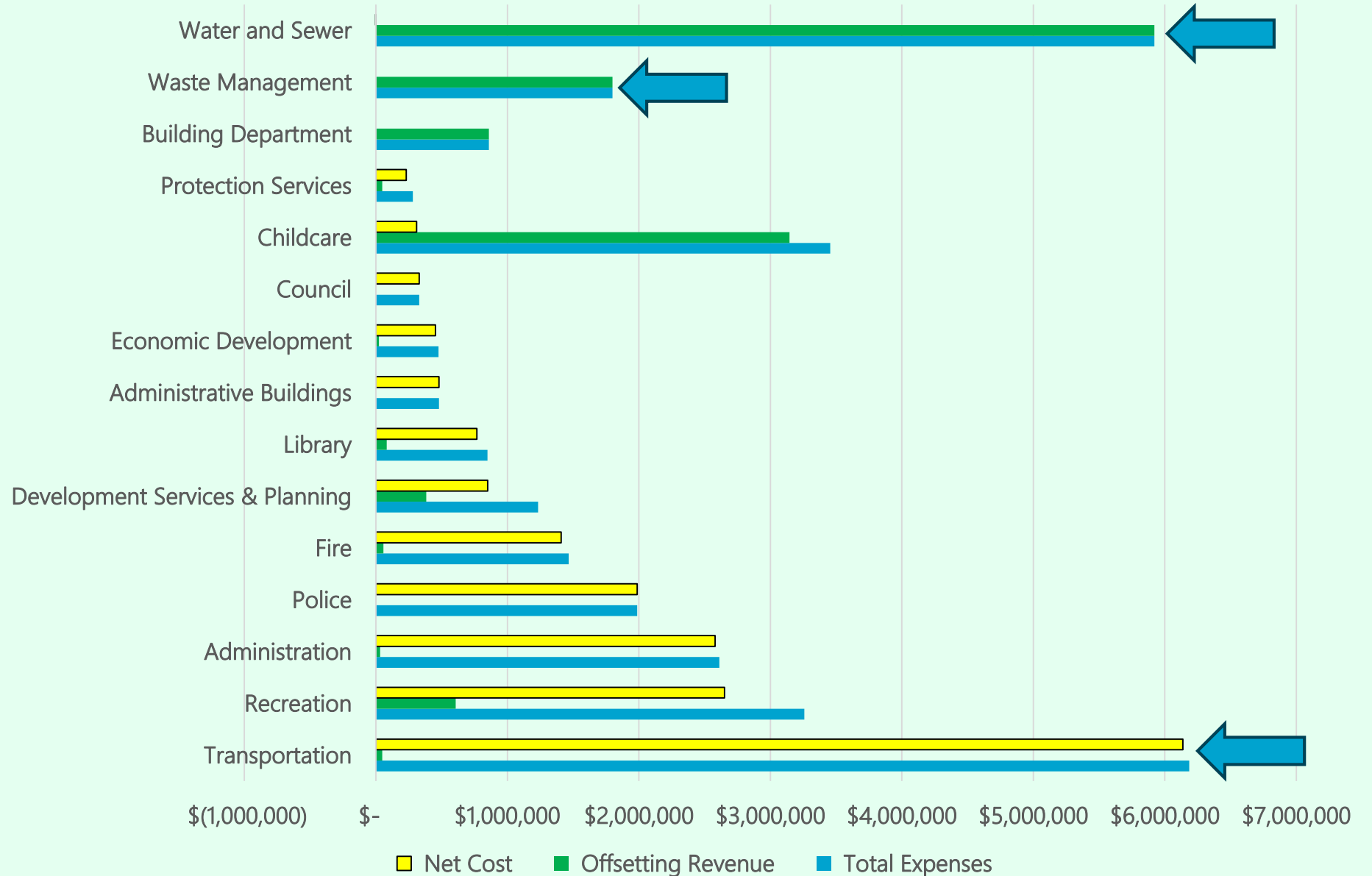
Rural Drainage Improvements (Various Locations)



2024 Draft Budget Summary

- Water & Sewer – 19% of operating budget
- Transportation – 20% of operating budget
- Waste management – 6% of operating budget
- Total expenditures of \$13.9M
- Revenue / recovery for Water & Sewer of \$5.9M (offsets 100% of expenses)

Revenue & Expenses






2025 Draft Budget Highlights

2025 Draft Budget Highlights - Transportation

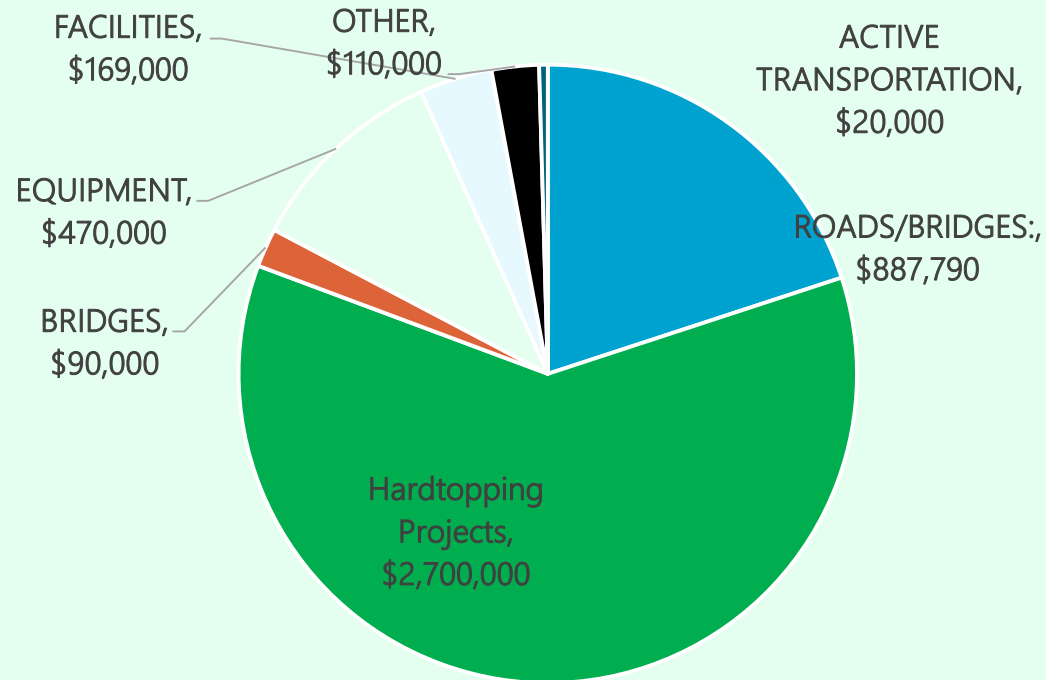


- Communications up related to increase in reliance on technology for operations
- Reduction in Bridge/Culvert Materials Budget reflects improvements from Capital Investments
- Overall operations increases reflect incorporation of beautification projects
- Asphalt Roadways urban range from \$879.00/m to \$1,450/m
- Surface Treated Roads \$185/m
- Sidewalks Removal and Reinstatement Range from \$380/m to \$675/m
- Investments in Equipment and Technology (Sidewalk Plow to accommodate Growth)

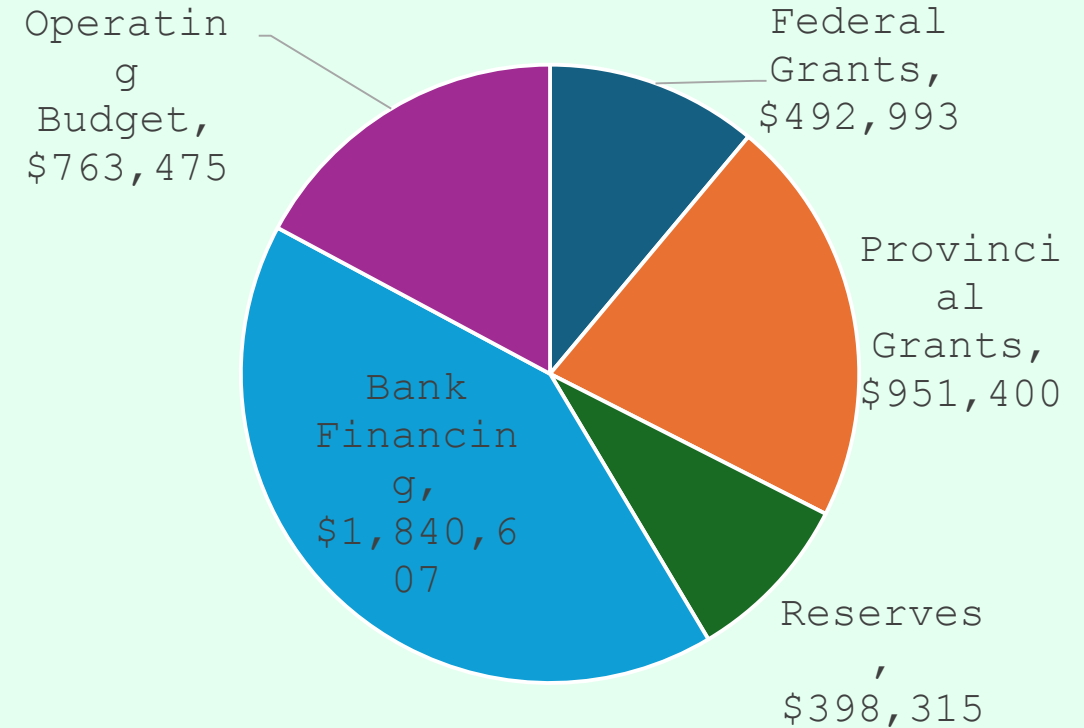
Draft Capital Budget - Transportation



Planned Spending \$4,446,790



Funding Sources



Draft Operating Budget - Transportation

Budget	2025	2024
Administration	\$ 2,723,794	\$ 2,438,193
Facilities	\$ 145,287	\$ 137,077
Street Lighting	\$ 84,502	\$ 84,486
Bridges & Culverts	\$ 84,374	\$ 90,306
Beautification	\$ 171,285	\$ 110,491
Roadside Maintenance	\$ 551,312	\$ 466,712
Paved Road Maintenance	\$ 182,236	\$ 174,532
Unpaved Road Maintenance	\$ 245,642	\$ 237,547
Winter Control	\$ 862,214	\$ 874,692
Safety/Property	\$ 183,829	\$ 153,035
Vehicles	\$ 905,725	\$ 801,013
	\$ 6,140,199	\$ 5,568,085



2025 Draft Budget Highlights – Water and Wastewater



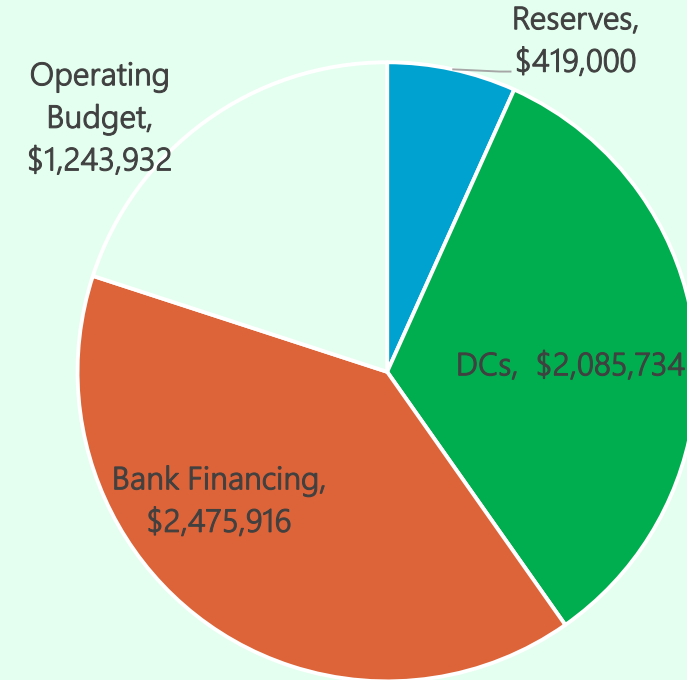
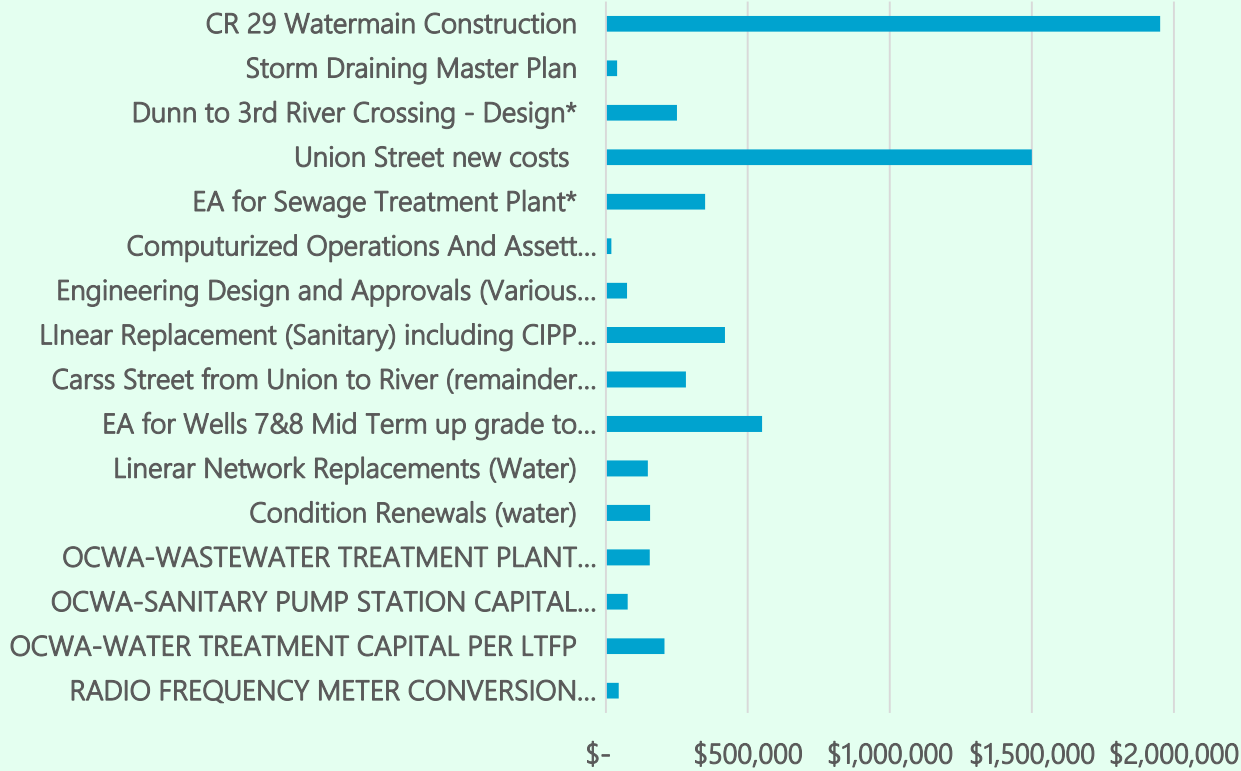
- Increased training budget to facilitate development of a Waterworks Farm Team
- Increased use of technology to streamline efficiencies
- Significant increase to CCTV program related to current market, however, the data is important for infiltration program and asset management program.
- Condition Replacements and Linear replacements including CIPP Lining program will bring a strong focus on Infiltration management to reduce flows to both the treatment plant and pump stations to improve capacity needs.

Draft Capital Budget – Water & Wastewater



Planned Spending \$6,224,581

Funding Sources



Draft Operating Budget – Water & Wastewater

	2025	2024
Revenue	\$ (5,465,960)	\$ (5,242,974)
General Expenses	\$ 2,768,761	\$ 2,988,360
Vehicles & Equipment	\$ 37,876	\$ 34,977
Sanitary Collection	\$ 76,823	\$ 74,257
Water Distribution	\$ 13,461	\$ 13,133
Maintenance	\$ 228,471	\$ 220,861
Valve Inspection & Maintenance	\$ 29,043	\$ 27,722
Meters	\$ 72,745	\$ 72,992
Pump Houses	\$ 2,211,609	\$ 1,792,640
Ontario One Call	\$ 27,172	\$ 18,033
Total Expenses	\$ 5,465,960	\$ 5,242,974



2025 Draft Budget Highlights – Waste Management



- Landfill Costs increased by 11% due to increased cost for services
- Request to reduce monitoring program requirements made for Howie Road and Pakenham
- Soils reuse new to our program.
- \$25,000.00 allocated for creation and improvements to Soil Reuse Site. MECP legislation requires municipalities do create soil reuse sites for materials from Construction that can be repurposed on other projects. Currently Howie Road and Wolf Grove Road are approved.

Draft Capital Budget – Waste Management



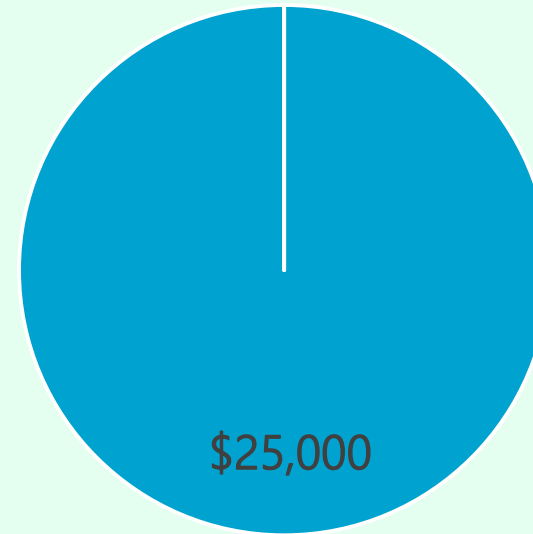
Planned Spending \$25,000

Soil Reuse Site New Installations



Funding Sources

2025 Operating Budget



Draft Operating Budget – Waste Management

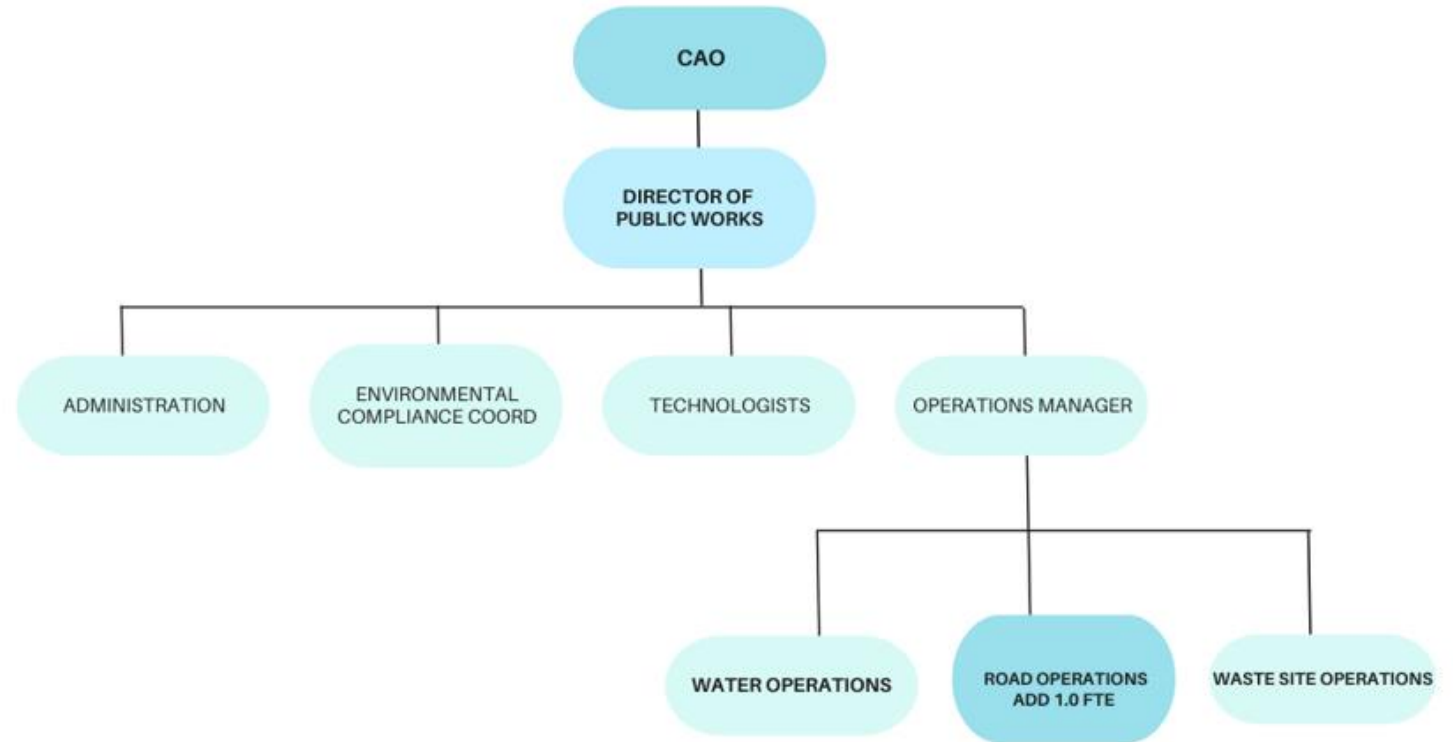
	2025	2024
Revenue	\$ (1,799,699)	\$ (1,716,504)
Administration	\$ 45,522	\$ 43,798
Waste Collection	\$ 1,232,039	\$ 1,199,869
Landfill Site	\$ 490,188	\$ 441,807
Waste Recycle Depot	\$ 15,027	\$ 14,550
Waste Diversion	\$ 16,922	\$ 16,480
Total Expenditures	\$ 1,799,699	\$ 1,716,504



Organizational Chart / Staffing

- Insufficient Staffing to accommodate workload vs time off demands
- \$98,000.00 in Overtime savings and Unspent Labour available to cover costs of additional staff member
- Growth and legislated maintenance requirements support need for additional staff member

Operations staff off 3,980 as of August 31, 2024. No backup coverage



Other Notes and Considerations

- Staffing migrating to additional efficient use of technology
- Development of a water and sewer Farm team will create inhouse solutions to staffing needs
- Staffing has limited backup coverage Equivelent of 1.8 FTE missing due to planned and unplanned leave as of August 31, 2024
- Staff shortage and increased damand for maintenance standards as well as growth have limited effectiveness of service delivery



Questions?

